


**Break out the Books!**  
How to study for a wine (or spirits) theory exam  
Presented by: **Jane A. Nickles, CSE, CWE, MBA**  
[jnickles@societyofwineeducators.org](mailto:jnickles@societyofwineeducators.org)



1

---

---

---

---

---

---

---

---



2

---

---

---

---

---

---

---

---

But there are ways to make your studies  
**More effective**  
**More efficient**  
**More...enjoyable?**



3

---

---

---

---

---

---

---

---



**The two-step:**

**Study**  
**Revise**

---

---

---

---

---

---

---

4



**Study**

**Learning something new  
or widening your  
knowledge of a subject**

---

---

---

---

---

---

---

5



**Revision**

**Consolidating and re-learning  
what you studied with a focus  
on the details, repetition, and  
memorization.**

---

---

---

---

---

---

---

6

# Study



7

---

---

---

---

---

---

---

---

## Study tip #1

Create a realistic study plan.



8

---

---

---

---

---

---

---

---

## Study tip #2

Context before details



9

---

---

---

---

---

---

---

---

## Study tip #3

Make it meaningful



10

---

---

---

---

---

---

---

---

## Study tip #4

Use active reading techniques



11

---

---

---

---

---

---

---

---

## Study tip #5

Take notes...effectively



12

---

---

---

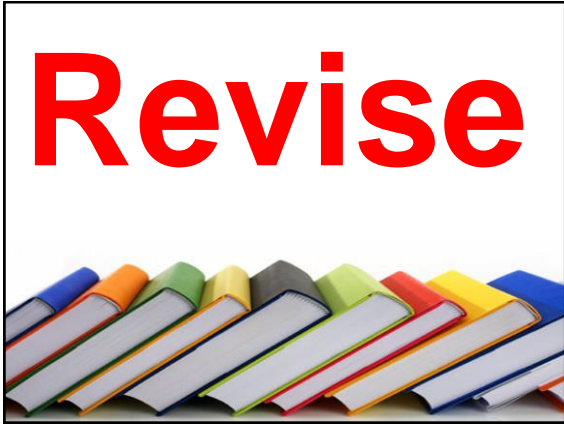
---

---

---

---

---



13

---

---

---

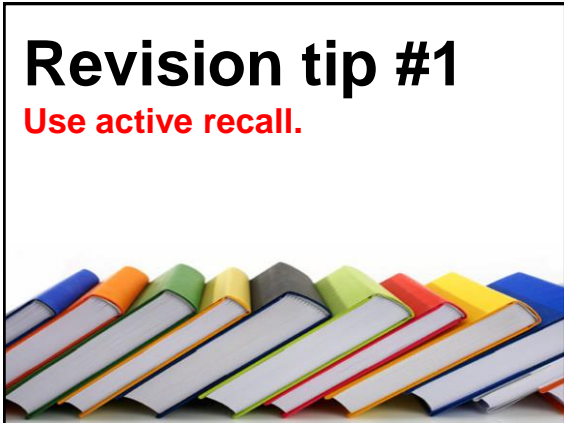
---

---

---

---

---



14

---

---

---

---

---

---

---

---



15

---

---

---

---

---

---

---

---

## Revision tip #3

Use recitation—study out loud.



16

---

---

---

---

---

---

---

---

## Revision tip #4

Use flashcards *as appropriate*.



17

---

---

---

---

---

---

---

---

## Revision tip #5

Go beyond memory tricks.



18

---

---

---

---

---

---

---

---

# Let's Review



19

---

---

---

---

---

---

---

---

**The two-step method of learning involves**

\_\_\_\_\_ (exposure to new material) and

\_\_\_\_\_ (re-learning with a focus on details).

20

---

---

---

---

---

---

---

---

**The 3 steps of active reading are:**

\_\_\_\_\_,'

\_\_\_\_\_,'

**and read.**

21

---

---

---

---

---

---

---

---

**A learning technique known as**

\_\_\_\_\_ **involves trying to remember information (as opposed to re-reading or recognizing it).**

22

---

---

---

---

---

---

---

---

**The term**

\_\_\_\_\_ **refers to the “big picture” a.k.a. your general understanding and prior understanding of something.**

23

---

---

---

---

---

---

---

---

**Hermann Ebbinghaus studied a learning phenomenon known as the “Curve of**

\_\_\_\_\_ .

24

---

---

---

---

---

---

---

---



**A learning technique known as**

**\_\_\_\_\_**  
**involves studying a topic**  
**several times over a series of**  
**days or weeks (as opposed one**  
**long “cram” session.)**

25

---

---

---

---

---

---

---

---

**To make subject matter more**  
***meaningful*, look for**

**\_\_\_\_\_,**  
**\_\_\_\_\_, or**  
**\_\_\_\_\_.**

26

---

---

---

---

---

---

---

---

**Thank you for joining us!**



27

---

---

---

---

---

---

---

---