

1



Essays are vexing!

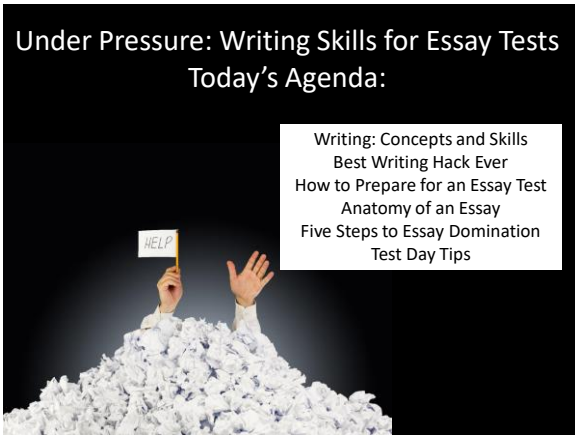
2



3

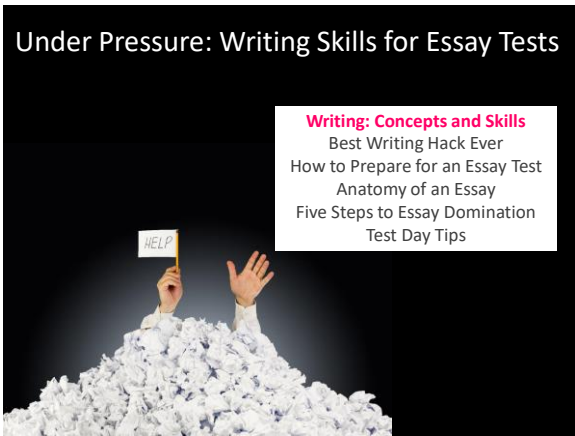


4



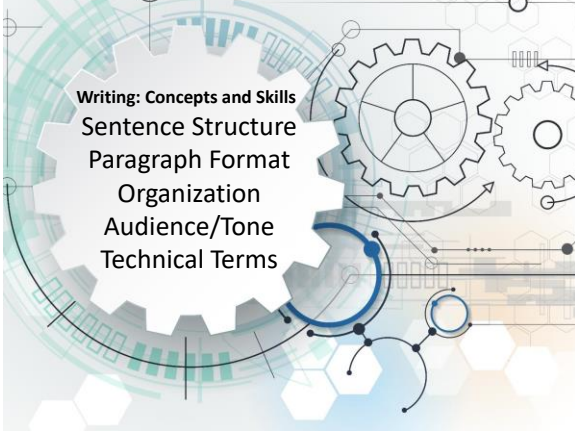
5

Writing: Concepts and Skills
 Best Writing Hack Ever
 How to Prepare for an Essay Test
 Anatomy of an Essay
 Five Steps to Essay Domination
 Test Day Tips

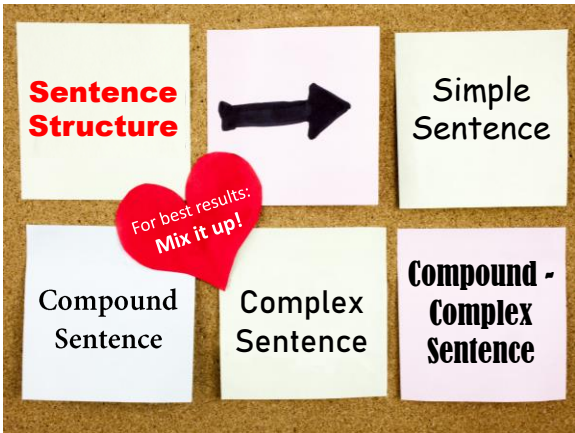


6

Writing: Concepts and Skills
 Best Writing Hack Ever
 How to Prepare for an Essay Test
 Anatomy of an Essay
 Five Steps to Essay Domination
 Test Day Tips



7

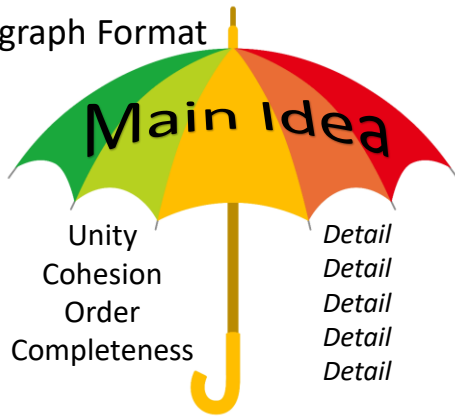


8

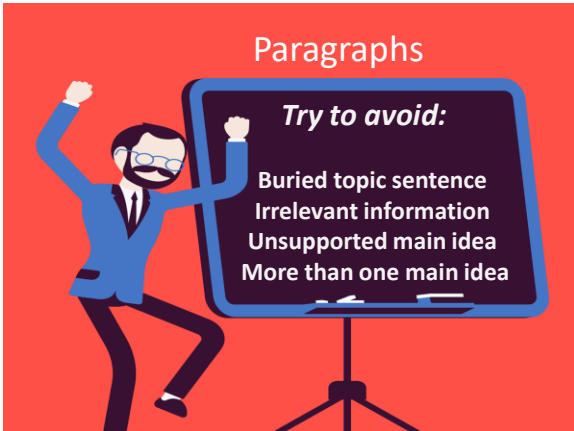


9

Paragraph Format



10



11



12

Organization



Try to avoid:

- Rambling format
- Awkward transitions
- Irrelevant information
- Abrupt beginning/end

13

Audience and Tone

Write for a professional audience
Use an appropriate tone and point of view



14

Audience and Tone

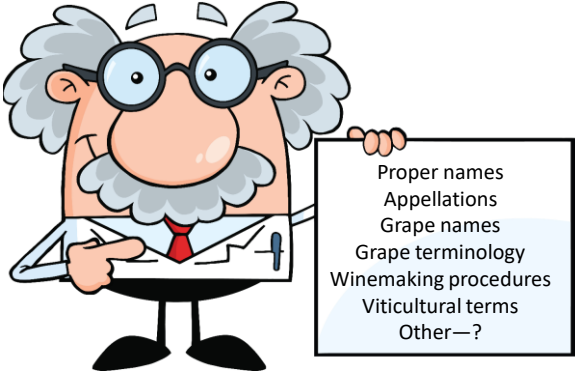


Try to avoid:

- Slang
- Slander
- Unwarranted negativity
- Colloquialisms

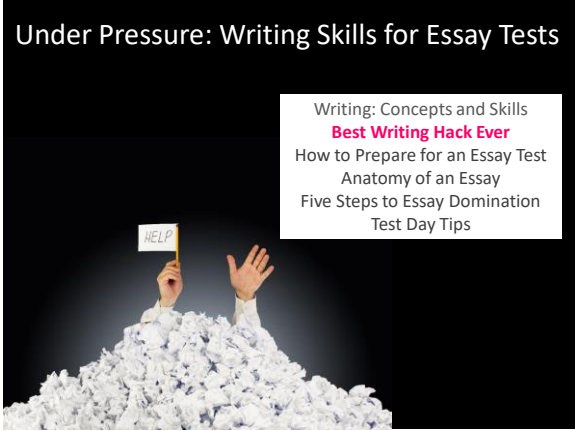
15

Technical Terminology



16

Under Pressure: Writing Skills for Essay Tests



17

Transitional Words and Phrases

18

Talking to someone who jumps from one unrelated topic to the next is no fun...



19



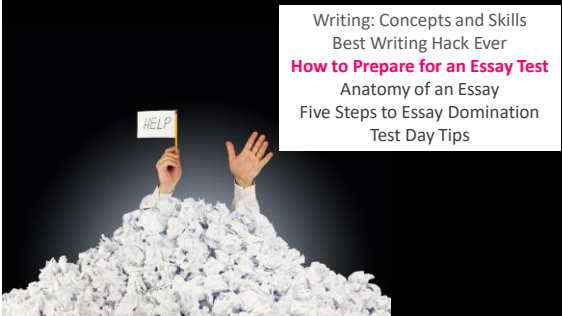
Avoid driving your audience crazy...weave your ideas together with effective transitions!

20

- ❖ To demonstrate an effect:
 - ❖ as a result, therefore, subsequently
- ❖ To contrast multiple ideas:
 - ❖ although, even so, despite, regardless
- ❖ To provide clarification:
 - ❖ in other words, to clarify, to rephrase, that is

21

Under Pressure: Writing Skills for Essay Tests




Writing: Concepts and Skills
 Best Writing Hack Ever
How to Prepare for an Essay Test
 Anatomy of an Essay
 Five Steps to Essay Domination
 Test Day Tips

22



Big Picture
 Themes
 Relationships
 Entire Regions
 Compare/Contrast



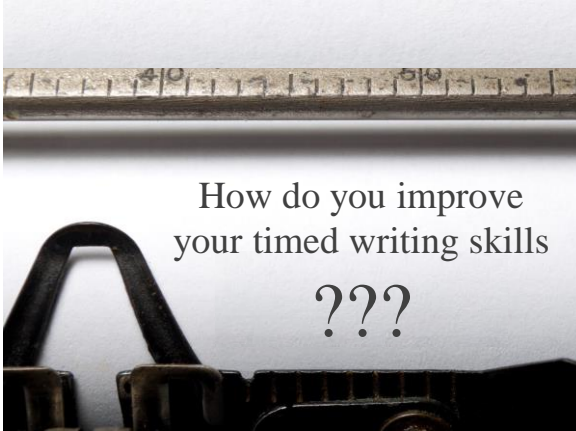
Tiny Regions
 Unavailable Information
 Exact Dates, Numbers
 Long-lost Products
 Other Obscurities

23

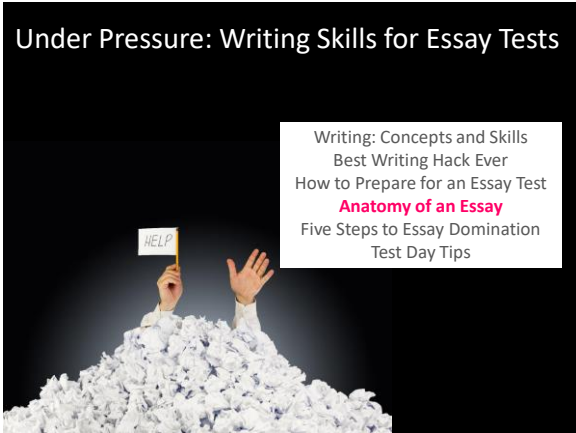
- Review material frequently
- Create outlines for an entire region/chapter
- Review notes for recurring themes (LTGST)
- Comparison Charts for compare/contrast
- Practice critical and analytical skills
 - Ask *WHY?*
- Summary notes
 - Based on a range of resources/books/classes
- Visual mapping for topics that re-occur
 - For instance, *Chardonnay across the world*
- Keep up with news and trends



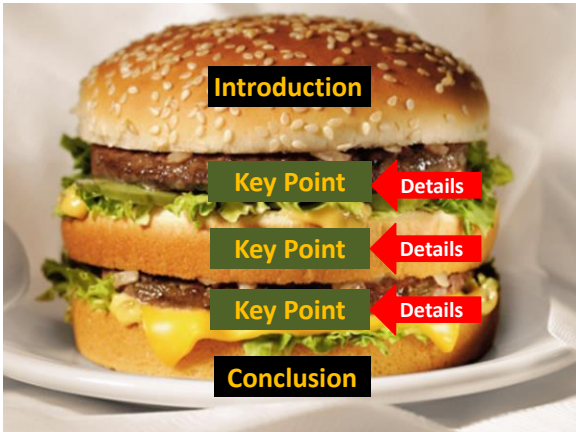
24



25

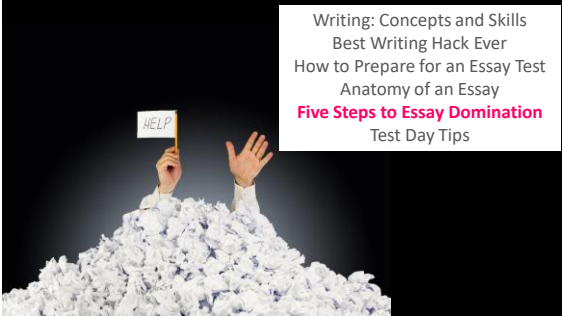


26



27

Under Pressure: Writing Skills for Essay Tests



Writing: Concepts and Skills
 Best Writing Hack Ever
 How to Prepare for an Essay Test
 Anatomy of an Essay
Five Steps to Essay Domination
 Test Day Tips

28



Step 1

Key Points

29



Key Point #1

Key Point #2

Key Point #3

30

Discuss the **Cabernet Sauvignon** grape variety and **why it is planted** throughout the wine making world. **Compare and contrast** a typical high-quality Cabernet Sauvignon from the **Médoc** with Cabernet Sauvignon from the **Napa Valley** via a discussion of **viticulture, vinification, and style.**

31



C.S. produces high-quality wines in many regions throughout the world.

C.S. is the main grape in the historic and famous red wines of the Médoc.

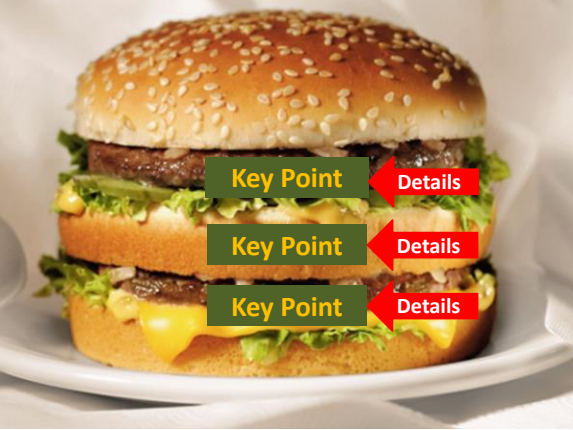
C.S. thrives in California and is the "wine that made the Napa Valley famous."

32

Step 2
Details



33




34


Each key point = 3 supporting arguments




35



36



37



38

**Details
Examples
Proof**

C.S. produces high-quality wines in many regions throughout the world.

Vini, Viti, Style

C.S. is the main grape in the historic and famous red wines of the Médoc.

Vini, Viti, Style

C.S. thrives in California and is the "wine that made the Napa Valley famous."

39

KEY POINTS	DETAILS/EXAMPLES/PROOF
C.S. produces high-quality wines in many regions throughout the world	<ul style="list-style-type: none"> • Thick-skinned, easy to grow, adaptable to many different soil types & climates • Wines are recognizable as C.S. regardless of growing region • High tannin, structured wines—varietal or blend
C.S. is the main grape in the historic and famous red wines of the Médoc	<ul style="list-style-type: none"> • Viti—high-density plantings, gravel soils, guyot training, crop thinning, hand harvest • Vini—cement, wood, or stainless ferment, typically blended, new French oak barrels • Style—high tannin, full-bodied, med (+) alcohol, integrated oak, meant for aging
C.S. thrives in California and is the “wine that made the Napa Valley famous.”	<ul style="list-style-type: none"> • Viti—low-density, high training/cordon, mod-high yields, long hang time, mechanized harvest • Vini—temp-control ferment, neutral wood or stainless, extended maceration, variable use of barrels, may be 75% to 100% C.S. • Style—fruit forward, high (but managed) tannins, medium/full-bodied, high alcohol, significant oak, consumed young or aged

40

Discuss the Cabernet Sauvignon grape variety and why it is planted throughout the wine making world. Compare and contrast a typical high-quality Cabernet Sauvignon from the Médoc with Cabernet Sauvignon from the Napa Valley via a discussion of viticulture, vinification, and style.

Key Point #1: Cabernet Sauvignon produces high-quality wines in many regions throughout the world.

- Thick-skinned, easy to grow, adaptable to many different soil types & climates
- Wines are recognizable as C.S. regardless of growing region
- High tannin, structured wines—varietal or blend

Key point #2: Cabernet Sauvignon is the main grape in the historic, famous red wines of the Médoc.

- Viti—high-density plantings, gravel soils, guyot training, crop thinning, hand harvest
- Vini—cement, wood, or stainless ferment, typically blended, new French oak barrels
- Style—high tannin, full-bodied, med (+) alcohol, integrated oak, meant for aging

Key Point #3: Cabernet Sauvignon thrives in California and is the “wine that made Napa Valley famous.”

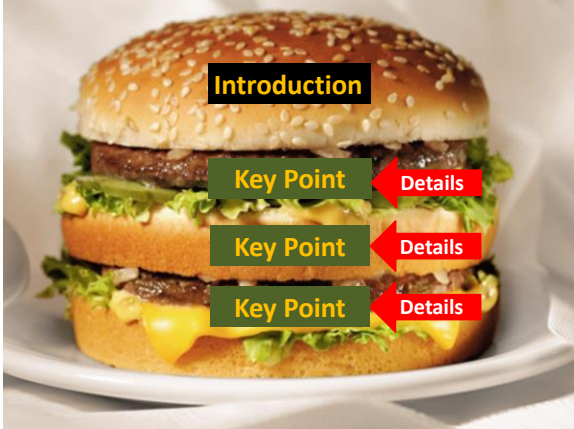
- Viti—low-density, high training/cordon, mod-high yields, long hang time, mechanized harvest
- Vini—temp-control ferment, neutral wood or stainless, extended maceration, variable use of barrels, may be 75% to 100% C.S.
- Style—fruit forward, high (but managed) tannins, medium/full-bodied, high alcohol, significant oak, consumed young or aged

41



Step 3
Introduction

42



43

T Thesis: Introduce the main topic

O Overview: Let the reader know how the essay will flow

I Impression: Capture the interest of the reader

44

Introduction

Cabernet Sauvignon has been successfully planted in many regions of the world. The grape shines in the Old World regions of Bordeaux and Tuscany, as well as in New World wine regions such as California, Australia, and Chile. Each of these regions has produced a Cabernet Sauvignon-based wine that has made its mark on the international wine scene because of the grape's adaptability and complex flavor profile.

45




Step 4

Make your points

(Write the body of the essay)

46



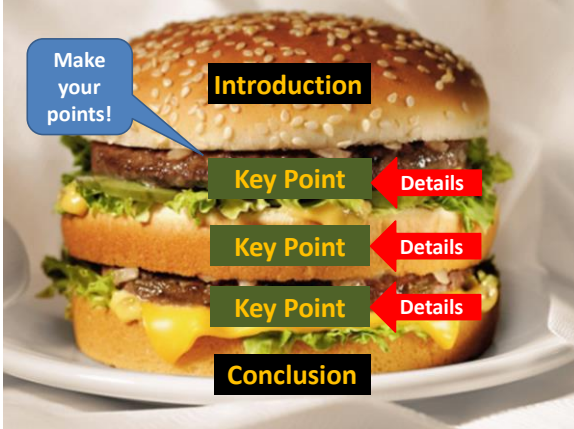
47



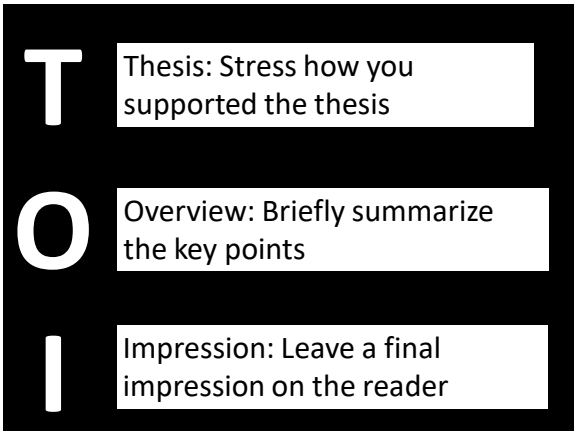
Step 5

Conclusion

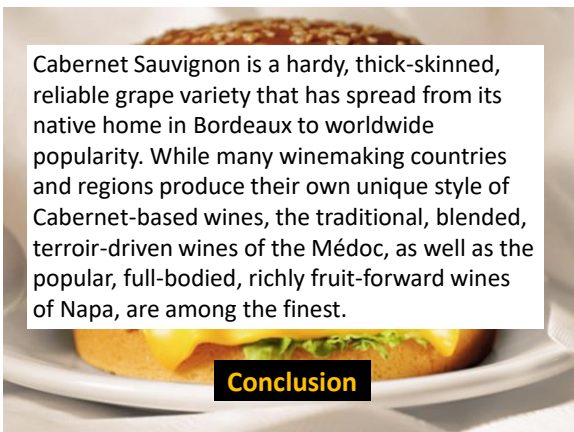
48



49

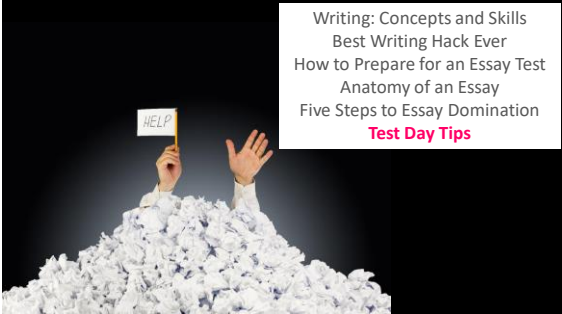


50



51

Under Pressure: Writing Skills for Essay Tests



Writing: Concepts and Skills
Best Writing Hack Ever
How to Prepare for an Essay Test
Anatomy of an Essay
Five Steps to Essay Domination
Test Day Tips

52

Choose wisely.



53

Focus, focus, focus



54

Watch the time – plan your time



55

Table 2-1: Suggested Timing Plan for a 1 Hour Essay Exam

SUGGESTED TIMING PLAN FOR A 1-HOUR ESSAY EXAM	
9:00-9:10	Choose your question and write your outline.
9:10-9:15	Write your introduction.
9:15-9:26	Make point #1.
9:26-9:37	Make point #2.
9:37-9:48	Make point #3.
9:48-9:52	Write your conclusion.
9:52-10:00	Reread the essay and check for spelling, grammar, and the readability of your handwriting.

Plan: 10%–15% of your time

✓ 10 min: Choose a question, key points, details (outline)

Write: 72%–88% of your time

✓ 42 min: Write the essay (just do it): intro, body, conclusion

Review: 8%–12% of your time

✓ 8 min: Review & revise

56

Review for:



- Spelling errors
- Sentence integrity
- Sentence variety
- Words omitted/misused
- Subject/verb agreement
- Logical transitions

57

Keep it professional



58

When studying for an essay test, you want to focus on the _____ rather than the rabbit hole.

59

In order to maintain your audience's interest, you should vary your _____ structure whenever possible.

60

**A _____
is often used as a
metaphor for the
3 parts of an essay
(introduction, body, conclusion).**

61

**A proper paragraph should
demonstrate
_____,
_____,
_____, and

as well as sufficient supporting
details.**

62

**To avoid jumping from topic to
topic, you should weave your
ideas, sentences, and
paragraphs together with
effective
_____!**

63

There's no way around it—if you want to improve your timed writing skills, you need to _____!

64

For a timed essay, you should create a quick outline that lists your _____ and _____ before you begin writing.

65

Thank you for joining us!
Any questions?
jnickles@societyofwineeducators.org



66